



District Report Card: 2017


State: Odisha	District: Kandhamal
Class: 5	Subject: Language
Schools: 54	Students: 829


Participation/Coverage


Students

<div>GENDER</div> <div></div>	Boys				Girls			
	Number		%		Number		%	
	394		47.53		435		52.47	

<div>AREA</div> <div></div>	Rural				Urban			
	Number		%		Number		%	
	758		91.44		71		8.56	

<div>CATEGORY</div> <div></div>	SC		ST		OBC		GEN	
	Number	%	Number	%	Number	%	Number	%
	176	21.23	457	55.13	148	17.85	48	5.79

<div>CWSN</div> <div></div>	LD	VI	HI	S&LD	ID	Oth
	0	3	0	1	2	4

<div>Management</div> <div></div>	Government			Government-aided		
	Number		%	Number		%
	799		96.38	30		3.62

Average Performance of Students in Language (%)

Overall	Gender		Area		Management		Social Group			
	Male	Female	Rural	Urban	Govt.	Aided	SC	ST	OBC	GEN
42.05	40.86	43.13	42.75	34.55	41.98	44.00	44.55	40.60	44.64	38.75

Performance on Learning Outcomes (LOs)

Learning Outcomes	Description	Average Performance(%)
L504	Reads and comprehends independently storybooks, news items/ headlines, advertisements etc.	40.60
L508	Reads text with comprehension, locates details and sequence of events	42.77

Range of Performance of Students who Answered Correctly							
Below 30%		30% - 50%		50% - 75%		Above 75%	
Number	%	Number	%	Number	%	Number	%
237	28.59	303	36.55	234	28.23	55	6.63

Lowest Performing Learning Outcomes (LOs)

- 1 - Reads and comprehends independently storybooks, news items/ headlines, advertisements etc. (40.60)
- 2 - Reads text with comprehension, locates details and sequence of events (42.77)